

MOBILE MINISTRY MAGAZINE

ISSUE 3 - FALL 2005

WELCOME TO ISSUE 3

Welcome to Issue #3 of Mobile Ministry Magazine. This issue is a bit special in that it is the first time that MMM will have an entire magazine devoted to one subject area; catering to those in pastoral roles who wish to use mobile technology in ministerial roles. Now, while some of you might be reading this and thinking that just turning on the computer is a technological feat in and of itself, the fact of the times is that mobile technology has given a resurgence to ministry that is not based in pews or in front of a television screen. It is based in meeting people exactly where they are, especially in the physical sense. With items such as laptops and PDAs, email and blogs, the technology is pretty much in place for you to carry your ministry anywhere. And at the same time, you can take the ministry anywhere to minister, you can extend your reach within your current ministry area to foster communication patterns and levels of relationship that the Church has never experienced (or forgotten it had). So, with all of that in mind, stay tuned to Issue #3. There is a lot in store in this issue. Feel free to share this with ministers and friends of yours, and spark a change in Christ of the digital kind!

Antoine RJ Wright
Founder and Chief Editor of Mobile Ministry Magazine

ANNOUNCING A PARTNERSHIP

Mobile Ministry Magazine and Jesus 4 Life Ministries have joined in supporting one another under a common vision.

In October of 2005, Mobile Ministry Magazine entered into a partnership with Jesus 4 Life Ministries (www.jesus-4-life.net). Jesus 4 Life Ministries (J4L) is the vision-child of LaRosa Johnson of North Carolina, USA. Besides a slew of devotionals and bible studies, J4L also boasts a budding community forum and software reviews that speak towards the vision of using the Internet as a tool to enable people to draw closer to God in relationship, closer to each other in fellowship, and be a living model towards our world to bring them closer to our Lord.

One of the first outgrowths of this partnership has been the unveiling of the Mobile Ministry Magazine (MMM) Forums at the J4L website (www.jesus-4-life.net). It is the hope of MMM and J4L that the combined resources and communities would be better able to equip Christians from all over the world minister the Gospel and spread the love of God to all people in all nations.

This is the second of what MMM hopes would be a network of partners in ministry to MMM. If your organization, church, or website is interested in becoming a partner to Mobile Ministry Magazine, send an email to mobileministry@antoinerjwright.com and let's begin to draw closer to God and each other.

FROM THE CONCERT TO THE CORNER

This is a snippet from an article of the same title at www.theambassadoronline.com

"Our society needs role models; those who model a commitment to learning, leading, and serving. Life is bigger than us and our personal fetishes. Our CDs and concerts are appetizers. May we roll up our sleeves and lead people to the main course. Let's take them from the concert to the classroom, to the corner."

I think that what is spoken here not only stands for the holy hip hop culture, but for the holy technological one by which we are ambassadors for Christ (1 Cor. 5:20).

CONTAINED IN ISSUE 3

How to Choose A Computer for Your Church Role
The Paperless Pulpit
Are PDAs for the Middle Class?
Fall/Winter Buyer's Guide
Selecting A Bible Reader for Your PC or PDA
...and more



The new Palm Z22 (left) and TX models. Release Fall 2005.

Photo care of Palm.com (www.palm.com)

Ephesians 1:16

“Cease not to give thanks for you, making mention of you in my prayers...”

I know that it is not customary to do this at this point in any magazine, but for Mobile Ministry Magazine, and myself personally, there are many people who have contributed or encouraged the development of MMM into the issue that you are currently reading. Therefore, I am just taking up space, worthwhile space mind you, to specifically point out some of those who have honestly made MMM a service that is a joy and not a job.

Thanks to you all, whether you are named here or not, you are appreciated for your considerations and prayers.

LaRosa Johnson of Jesus 4 Life Ministries
Lance Wehrung from Palm Focus
Damond Butler of DaButlerDidIt Computer Services
Adrian Stephenson
A. Jay Sutton
Bob Russell from Mobile Read
Kevin Purcell
Kevin Doel from DHH Software
Pat Horne of the Church of Living Faith
Matt Miller/PalmSolo of PDAGeek and PalmSolo.com
Kevin Agot of Splash Page! by Kevin
Rodney Solomon, Vic, Zealot, and Tony Stone from Holy Culture Radio
Mark Schutt
The staff at Olive Tree Bible Software
Yih-Chun Hu and the Palm Bible+ team
Brian Beeler and the team at BargainPDA and TechnologyGuide

and most of all my fiance Kyera.

Thank you all for your continued support and I hope that Mobile Ministry Magazine grows to the point that the blessings that you all are to me, spreads to the ends of the earth (Acts 1:8 style).

Antoine RJ Wright and
the Mobile Ministry Magazine team

TABLE OF CONTENTS

and a thank you



Cover

Announcing A Partnership
From the Cover to the Screen
Welcome to Issue 3

Page 3

Gifted For Ministry
What's New
Fall/Winter Buyer's Guide

Page 4

Are PDAs for the Middle Class

Page 5

The Paperless Pulpit

Page 7

Fall/Winter Buyer's Guide: Hardware
The Paperless Pulpit Conclusion

Page 8

Fall/Winter Buyer's Guide: Software
Choosing A Bible Reader for Your PC or PDA

Page 9

If Paul Had A Blog, Part 3



The Samsung SPH i500 Palm OS phone
Photo care of PalmInfoCenter (www.palminfocenter.com)

GIFTED FOR MINISTRY

by LaRosa Johnson



Believe it or not, all have been called into ministry. I know some of you who are reading this are probably thinking, "God didn't call everyone to preach." That's true; but then again, you are absolutely wrong. God has given each of us, as Christians, a gift from His Holy Spirit, and He expects us to use it.

There are so many Christians out there who are so talented and filled with the blessings of the Lord and they do not even use them or even know that they have been blessed in such a dynamic way. With our gifts, God has called us to reach the lost and preach to those who have not heard the Gospel. I am not saying that everyone is supposed to get up in the pulpit on Sundays and preach to a congregation, but we are still to preach. We can preach through our lifestyles, in witnessing to others, and in so many other ways; be creative with it.

I want you to do something for the Lord today, and just see how He will bless you for taking the time to do this. Just sit down and give the Lord at least 15 minutes of your time. As you are sitting in His presence, pray and ask Him to reveal Himself to you and show you the gifts he has embedded into you since your birth. After He shows you what He has gifted you with, ask Him how you are to use those gifts to further the Kingdom of God. This is not something that takes a whole lot of time to do, but it is one of the most important things that you can do as a Christian (second to giving your life to Him).

If you have the time, and are serious about it and need help. Check out the spiritual gifts test at www.jesus-4-life.net. If you need more help, email Jesus 4 Life Ministries, or consult your local church. You have a purpose and place in the Kingdom of God and He thinks of it as important and so should you. Do not neglect the gift that is in you!

Have something of interest or an idea for a future article, send an email to mobileministry@antoinerjwright.com with your idea for submission and have yourself included in the next issue of Mobile Ministry Magazine or even on the website.

See something that is old or needs to be corrected. Send an email with the issue or problem to mobileministry@antoinerjwright.com and we will get that corrected as soon as possible. As this is not a printed magazine, fixes are a good thing and we don't have to stop the presses to make any changes :)

WHAT'S NEW AT MMM

and more to come



So what has been going on with Mobile Ministry Magazine over the past months since Issue 2? Well, MMM has purchased the domain name mobileministrymagazine.com. This was a big move as it made it a lot easier for people to find us, and for you our readers to keep up with us.

The other aspect of moving to the domain name was moving the site hosting from a singular Blogger page to a single page (with additions to come) and extended services and abilities. The hosting is via DaButleDidIt Computer Services based out of Atlanta, GA, USA. They have been avid supporters of MMM since the beginning and this arrangement helped to further that partnership (*due to other issues we are now hosted by PalmFocus; another partnership forged there as well - Ed*).

Speaking of partnerships, the other major news item of the past months was that of partnering with Jesus 4 Life Ministries (story on cover page). These partnerships are the first of what MMM can do to further unity within the body of Christ via the computer technology that we use everyday to keep in contact and stay productive.

Now, that is not the end of news for MMM. New things are always around the corner when God is concerned. Stay tuned to MMM (website and magazine) and partake with us in the other news items to come.

FALL/WINTER BUYER'S GUIDE

by Antoine RJ Wright



So what are some of the items this holiday season that are best for the minister, missionary, or student? Later on in this issue of Mobile Ministry Magazine, look for our picks for hardware, software, or other items that would be great buys this holiday season. There really is something for every budget, and with our friends at BargainPDA/NotebookReview.com, we will bring you those products and prices to keep your stocking stuffed for you or those on your list.

ARE PDAS FOR THE MIDDLE CLASS?

by Kevin Agot



I served in the Philippines for the past 15 years as a missionary.

Why is that important? I have an alternative view to the great question posed by Shaun. As a missionary, I oversaw a ministry of over 1,200 people spread out from the metropolis of Metro Manila to the southern, rebel-infested jungles of Mindanao to the actively volcanic, Mount Mayon, the PDA was an essential tool to ministering to as many people as possible throughout that wonderful archipelago. With my Palm in hand, I had the luxury of carrying the full roster of my membership; kept abreast of weekly-updated financial reports; kept track of my appointments and email; carried over 20 Bibles and commentaries from different eras, countries and languages; downloaded my newspapers; wrote my lessons; and stored my most current lesson in the event that my printer broke down or my lesson fell into the stank, dark sewage water left behind by the not-so-efficient drainage system of our fond city as I made a last minute dash to place and podium (side note: yes this has happened...and when it takes an hour or two to travel through the world's second-worst traffic to travel 7 miles, I need all the back up I can get).



My trusty PDA's have been with me through the land of eagles, boars and ostriches to the tops of smoking volcanoes. It's been with me as I witnessed cities completely buried by volcanic ash to a place where they culture some of the islands' most beautiful pearls. It's been with me to a city who's title once bore the ominous, "Gun Capitol of the Philippines" where conflicts were literally solved by pulling trigger and placing bullet into another person; to the city whose motorcycle-riding, gun-toting, dangerous mayor gained the reputation and moniker, "The Punisher". My PDA's have been with me from a city where gum chewing, firecracker-popping and backpacking were outlawed (because of frequent bombings); to an island full of ducks; to the city where people of known for the smiles. My PDA has been with me when I've waded through floods or when I've gone through my three-shower-a-days due to the lovely humidity. My PDA has been with me when I've struggled with the Filipino language and I've had to look up a word or three to counseling a man who had murdered seven people with his bare hands and showed no remorse. My Palm has been with me when I've counseled couples on the brink of separation (divorce is illegal) due to years of built up hatred, miscommunication and animosity. My PDA has been with me when I've officiated funerals for the poor and the rich. My PDA was with me when I saw the unpaid \$100 graves emptied of their corpses and thrown out into the open in order to make way for another poor family who could afford the site for the year. (How long will this family continue to afford the annual \$100 fee to keep the grave filled with their loved one...or will they be tossed out like a bag of potatoes once they can't make that payment?).



My Palm has helped me counsel engaged couples before marriage; officiate weddings and pronounce both husband and wife. My PDA was used in blessings of new homes and new businesses or the birth of a new child. It's been with me at the beginning of lives and at the end. I've been very fortunate to have a PDA by my side.

PDA's are not too prevalent in the Philippines. Most people cannot afford it. It is simply too expensive. The average PDA costs 2-3 times the average salary of the Filipino. Those of us who were lucky enough to get one either got a humungous deal from it; or received it as a gift from a relative outside the country. That's how I got mine. I urged the other ministers to do the same. Somehow, several ministers in our church were able to get new or used PDA's to lighten our load when traveling (the average citizen does not own a car and needs to take public transportation...a story for another time!) or it greatly assisted our planning and/or preaching.

For the most part, most of the Filipinos who owned PDA's were of the young and upwardly-mobile set. The vast majority is simply priced out. For most Filipinos, PDA stands for the "Philippine Dental Association"...I don't mean this in any derogatory way, it's just plain fact.

Now, I'm back in the good 'ol US of A after 15 years out there. Times have changed...people have changed. I'm trying to re-acclimate myself since I've been away for so long. One constant through it all has been my PDA.

At my current job and new life back home, I continue to use my trusted PDA. Even though it helps me deal with comparatively more mundane, everyday challenges (grocery lists, e-books, etceteras), I can count on it best serving the needs of the day...just like it always has done over the years.

THE PAPERLESS PULPIT

by Pastor Pat Horne



For a few years now, I've had fleeting thoughts of preaching completely digitally with a PDA. After all, I can carry the Bible and notes there without a problem. Several months ago, I took a leap of digital faith and decided to preach a sermon completely with a handheld device. For me, the main advantages of going paperless are to:

- Be more mobile by not being tied to the pulpit/lectern;
- Free up both hands for expressing instead of lugging leather and paper around;
- and, be able to avoid the PC, desktop, and printer altogether when preparing a sermon

I am a mover when I preach or teach, so I may be on stage or among the crowd, etc. when speaking. Where I am constantly linked to the pulpit, much of this would be unnecessary. Being an ex-programmer/analyst, I knew better than to go live in a "production" environment without good testing and a solid backup. Therefore, I tried it out in the office, function by function, and worked out the kinks. Then, when the time came to go live, I kept my trusty leather-bound Bible and printed notes right there on the pulpit (just in case of a possible system crash).

In this article, I will describe the hardware and software that I used to do this. Yours may be different, but with the advancement of the PDA, you should be able to find similar solutions on varying platforms. Two important goals for me were to make sure that I never had to pull out the stylus or to allow the PDA to become the focal point, instead of the Gospel (nothing frustrates me like seeing a mouse pointer or Windows menu system during a ministry or business presentation; it is a huge distraction from the message). The hearer's eternal destiny is on the line here, so I wanted to make certain that the message got delivered whether my geek factor got shown off or not.

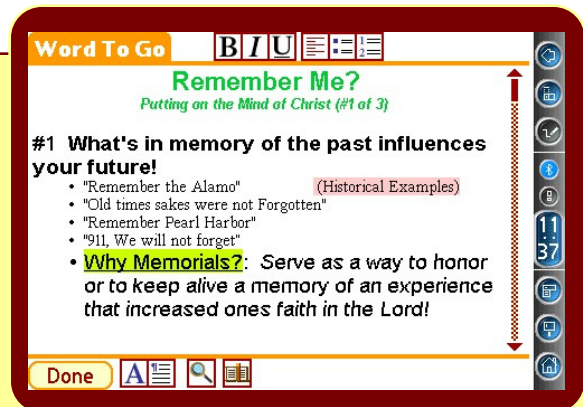
My Particular System

PDA Hardware:

- Palm Tungsten T3 (PalmOS Garnet v5.2.1)
- Lexar 1GB Secure Digital (SD) memory card
- Clairview brand screen protector

Software Applications

- Documents to Go v6.008
- Olive Tree Bible Reader v3.52 F377



Newer hardware and software exists, but this configuration has more than enough power to get the job done. Features of the T3 (stability, size, speed, large display, and directional pad) are very desirable. Older devices can still be capable, but a 5-way directional pad might be the most important feature of all.

Getting Started

Formulate your sermon on your PC or PDA in the word processor and sync it into the PDA. Determine the outline, quotes, and Scripture references to use as you normally would. Even though technology is raging ahead, I know of no software to replace the leading of the Holy Spirit (so be flexible!). Visualize and even chart the manner in which you will access your notes and references. Of course, if we all had photographic memories with endless limits, then notes and Bibles would not be needed at all.

Some initial hardware tips are as follows:

- Pre-determine whether you will use portrait or landscape mode. Landscape reads better, but portrait handles better for one-handed use
- Make sure you have a full battery charge, especially if you device discharges quickly when accessed frequently
- Use the full brightness setting even though your presentation area is often brighter than most others
- Disable hacks, extensions, and any programs that might cause instability in your PDA (pressing the reset button will shut down the anointing in a nanosecond).
- Turn off, or set to vibrate, alarms and other sounds (because sure enough, right during prayer...)

Article continues on next page

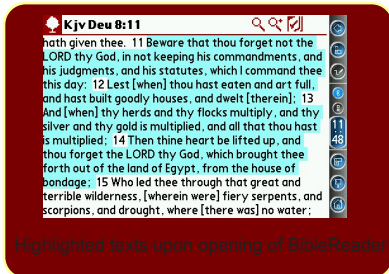


Have your outline ready at a glance

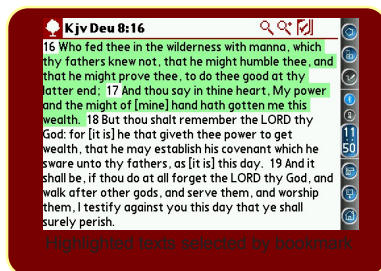
Just like putting together notes or outlines, paperless preaching requires solid planning. After your outline is prepared, formatting it for mobile use on the handheld can be done in the following way:

#1 Have your outline or notes formatted using Document to Go with clear headings, fonts, colors, highlights, indentations, bullets and/or numbering, etc.

Use whatever scheme allows you to find your place and flow from one point to the next easiest. Take care to put your notes in order and separate so that each tap of the directional button gives a complete list of each section of information. Scrolling to continue a sentence sometimes happens, though using a stylus is distracting and sluggish. Therefore, the idea situation would be to have four points and be able to see each one in an entire screen; using the directional pad to scroll to the next one. Documents to Go allows for different view settings from tiny to large, so practice to find the one that is the best balance of viewing and content for you.



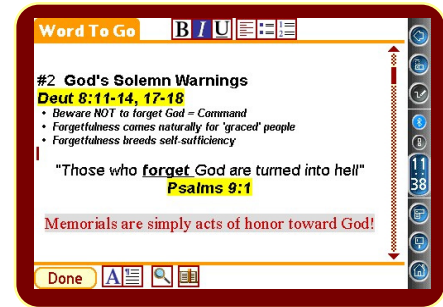
Highlighted texts upon opening of BibleReader



Highlighted texts selected by bookmark

Whenever you get your note or read from a text and you need to preach or teach at a point, simply drop your PDA into your pocket and you are totally free. If you need the next point, text, or quote, then your PDA is right with you for instant reference.

NOTE: Some bible readers may not allow for one-handed operation of Scripture lookup for your device. Therefore, the stylus must be used. Though not desirable, this can be done by announcing the Scripture and while people go to them, you can use the on-screen menu to find it quickly and return to your notes via the stylus.



#2 Have your Scriptures ready at a Glance (2 options)

The first option is to cut the Scriptures needed from the Bible and paste them into your notes for instant access. This keeps you from having to swap to another program. This works well for short passages, but can be difficult and limiting if reading a longer set of Scriptures because the verse can go across multiple screens. Also, if you want to read a passage on the fly that occurs before or after your planned text, then you'll not have it readily available. Flexibility is very important, so don't let the PDA become a limit to you.

The second (more powerful) option is to use bookmarks and highlighting in BibleReader to easily access your texts. ALL programs used should have a hard button programmed on your PDA so that they are instantly available with one-handed use. Assign each scripture to a bookmark in Bible Reader. Assign one of your hard buttons to bookmarks within Bible Reader. I personally use the Voice Recorder button on my T3. This button assignment only functions within Bible Reader, so when I leave this program, everything returns as normal. This way, you can simply tap the hard button (voice recorder or other) and a menu list drops down all your bookmarked Scriptures. Use the directional pad to scroll to the Scripture desired and tap the select button. Bingo! You are there before the thin pages in the crowd stop turning. While they are searching, you are still preaching. For each successive text, simply repeat the steps above. To return to your notes, simply tap the button assigned to Documents to Go and you are there. Both Bible Reader and Documents to Go return to their last point so it seems like both are running the whole time even though they are not.

Another help with Scriptures is to highlight the exact verses that you want to read with a color in Bible Reader. This way, if you plan to read two or more Scriptures, beginning at the bookmarked point, they will already be highlighted for you so that you will now where to start and stop without looking at the verse numbers. Since you have the Bible open to the desired location, you can read farther, or read before what you originally prepared if led to do so. This offers flexibility.

THE PAPERLESS PULPIT

Conclusion



While Paperless preaching is best done from memoryland and Holy Spirit inspiration, we all know that the scripted sermon has an important place and power. By carefully planning, practicing, and keeping your trusty paper backup handy, the minister of God can use technology for greater effectiveness. Following this article are some technical helps that may be able to help improve your transistion. I hope this gude will help you launch out into the paperless pulpit, if you so desire.

Pastor Pat Horne is pastor of the Church of Living Faith in Texas, USA. He can also be found online parousing popular PDA websties as he spreads the Word of God, and the craft of digital ministry. Visit Pastor Horne's church website at www.churchoflivingfaith.com.

Easing the Transistion - More Tips and Tricks

Tips for those who use Olive Tree's Bible Reader (www.olivetree.com)

- Maximize screen real estate viewing by chosing the Kalamata -1 Desktop view
- Use a small, but readable font, to get a large amount of text on the screen
- Do not show the scroll bardds to show more text on the screen (use the hard buttons to scroll down the document)

Tips for Documents to Go (www.datavz.com)

- If you don't have the latest version, update if possible. If you cannot update to the latest version, at least make sure that the version that you are using has any of the latest downloads that came with that version. For example, if you are using a Palm Tungsten T3, such as Pastor Horne does, you will want to download the 6.008 patch to version 6, or if you want to pay for additional features, Documents to Go is currently at version 8.

Additoinal applications Pastor Horne uses:

- PXAClocker - extends battery life by allowing one to slow or speed up specific programs
- Full Power by Mobile Stream - lowers the warning threshold for low battery warnings. The program also allows for full control of the LCD panel in terms of brightness control.
- AutoOff - allows you to set an auto off setting for your PDA to be as long as you would like
- Single Button Launcher - allows the programming of all hard buttons to launch up to five programs per button

Download these and other useful prorams at www.palmgear.com or www.handango.com

Fall/Winter Buyer's Guide: Hardware

This Fall marked the introduction of some totally new products, and the introduction again of some that were famous and well made already, but now with changes. Here are some recommendations for you or a person you will gift this season with some mobile hardware.

Palm Tungsten TX - \$300; 128MB of RAM, Bluetooth and WiFi wireless, large screen and memory that does not wipe when the power does.

Dell Axim X51v ~ \$400; Windows Mobile 5 operating system; Bluetooth and WiFi, removable battery, gorgeous VGA screen, and two memory card slots (CF and SD)

iPod Nano - \$250; thinner and more battery efficient update to the iPod Mini; 2GB or 4GB capacities; uses Flash memory which is more power efficient and allows for a thinner, more pocketable design



Photo care of Apple (www.apple.com)

CHOOSING A BIBLE READER FOR A PC OR PDA

by Antoine RJ Wright



Sometimes, despite the best intentions of the consumer market to create devices and software that would meet our needs in any way possible, we end up with more “solutions” than we do a solution. When it comes to Bible reader software for a PC/Mac or PDA computing device, this becomes quite evident. Therefore, to make the search easier for your own purchase, or for the person on your list in need of such software, Mobile Ministry Magazine gathered together a list of some of the popular Bible reader software and prices to help make the search easier for you.

As a note: in the case of the PDA software, please note whether PalmOS, PocketPC/Windows Mobile, or Symbian devices are compatible as you cannot use software for one operating system on another device.

Bible Readers for your PC/Mac

e-Sword - free

eBible from Thomas Nelson

Logos

WORDSearch 7 from WORDSearch Corporation -

SwordSearcher from Akamai Software - \$49.95, trial version available

Bible Readers for your PDA

Pocket e-Sword (PocketPC/Windows Mobile) - free

Palm Bible+ - (PalmOS) - free (also a Symbian derivative named S60 BibleReader which uses many of the same Bibles as Palm Bible+)

MyBible by Laridian (PalmOS, PocketPC/Windows Mobile, Symbian) -

BibleWithYou by GMPSoft (PalmOS, PocketPC/Windows) -

Olive Tree BibleReader (PalmOS, PocketPC/Windows Mobile, Symbian) -

No matter if you are using a PC or a PDA, there is a Bible reader out there that would have the ability to keep you on top of creating sermons or having a reference when it came time for prayer. And since the Word is always best when we can easiest access it, hence David wanting to keep the Word hidden in his heart, we can also draw to that point in keeping the Word as near to our eyes and fingertips as humanly possible by using some of the above Bible reader software.

For a recent review of Bible reader software for your PC, check out Jesus 4 Life Ministries (www.jesus-4-life-net) as they have recently compiled a review of some of the more popular Bible reader programs.

Fall/Winter Buyer's Guide: Software

Probably harder than finding a gift for the holidays is trying to decide what kind of software to get for the holiday season. And while this is Mobile Ministry Magazine, some of the software that is best to purchase this year, is software that will help you most a some months and seasons down the line.

Money Management Software

Quicken is regarded as one of the best, and our recommendation as great software that will help you now as you check that list twice, but also come Spring when the government receives your tax lists.



Mobile software that compliments Quicken:
Splash Money by Splash Data
Ultrasoft Money
SPB Finance

IF PAUL HAD A BLOG, PART 3

from MobileMinistryMagazine.com



Originally posted 6/15/05:

I have been thinking again about Paul and that blog again. And this time, I wanted to highlight that although Paul didn't have a blog with which to disperse his letters, the letters that he wrote do provide some really neat frameworks for making a successful blog towards your ministerial areas. Since this is in part an applications exercise, I will have to lay down some tools of the trade.

First off, since this is Mobile Ministry Magazine, the tools have to be mobile. Either a smartphone-type PDA (such as a Treo 650 or Audiovox SMT 5600) or a combination of PDA and phone (in my case I use the palmOne Tungsten T5 and a Sony Ericsson T616 - they connect using Bluetooth).

Once you have your means of getting online established, you will need a program to facilitate the matter. From your desktop, you can set up a blog via a service such as Blogger.com or Typepad.com. This is probably the most fun step as you will want to design a blog that will be easily updatable and will be easily remembered in the minds of your visitors.

On your PDA, you will want to look at a program called Mo:Blog (or similar blogging tool). This program will enable you to post to your blog from your PDA. Using the manual, you can setup Mo:Blog (or whatever you are using), to create the posts that you will be able to upload to your device.

Ok, now that you have the tools, here are the rules. The EFF Legal Guide for Bloggers is the basis for the rules that you will be needing to govern your posting online. And yes, according to Scripture, one must obey the law of the land. Knowing the rules will keep you from doing something that would get you fired, or sued. Understand that blogging is new, and blogger's rights are still being hashed out. No need going into a new arena and then making God look off.

Thank you for taking some time out of your day, or during your travels to read Mobile Ministry Magazine. We can be found on the web at:
www.mobileministrymagazine.com

If you are interested in receiving training or resource materials, or you have suggestions for future issues, contact us via email at:
mobileministry@antoinerjwright.com



Photo care of Getty Images (www.gettyimages.com)

Now for the frame work. And though this might not be every post, many of your posts will have this kind of format:

Greeting

Exhortation to holiness

Identification of a problem

Explanation of solution

Possible references to legends in the Word

Exhortation to holiness repeated

Closing

While this will not be all of your posts, many times when you are wanting to address your audience on particular issues of scripture or church function, this will be a format that will be easily used to speak and be received.

The other thing to remember is that if you are posting from a mobile device, and you do not have a keyboard, you may not want to write out a 20minute sermon. It is best to get in and get out. That way you don't tire yourself in making solid points.

A final and important feature (I believe) in any blog posting, is to have the ability for people to leave comments. When people are able to leave comments, they feel more connected to what it is that you are writing and become more connected to the application of the point that you are trying to make.

So yes, it is possible to be a Paul online. And maybe Paul himself would have done the same thing. The key is making sure that one covers the bases and stays sound in scripture. From there, the tools are there to make things happen for the kingdom.